

# BREMEN

A sleek design with upholstery panels giving depth & contrast, the Bremen is a comfortable addition to any home.



STRUCTURAL  
WARRANTY



MECHANICAL  
WARRANTY



FOAM  
WARRANTY



FABRIC  
WARRANTY

## COLOURS AVAILABLE

### STOCKED IN



NUSUEDE FABRIC  
(GRAPHITE W COFFEE BEAN TRIM)



NUSUEDE FABRIC  
(SMOKE W SLATE TRIM)

## SALES COLLATERAL AVAILABLE

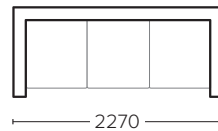
- POS PAGE
- A1 HANGING BANNER
- SPECIFICATION / TRAINING SHEET
- 150KG SASH SET

## KEY FEATURES & BENEFITS

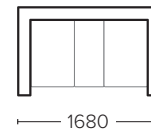
<b>FRAME</b>	FSC certified Pine and Plywood frame	A sturdy frame constructed with sustainably sourced timber provides a solid and long-lasting base to the suite
<b>FOUNDATION</b>	Heavy gauge steel Zig Zag springs	The foundation delivers long-lasting support & the first layer of comfort
<b>FOAM</b>	Premium high-density D28 Polyurethane foam topped with a Dacron layer	Layered high & low density foam delivers seating that lasts without compromising on comfort
<b>MECHANISM</b>	Tested up to 150kgs at 25,000 cycles	Warranted for use up to 150kgs, this robust manual recliner mechanism has been crafted to last - that's 30kg more weight-loading than standard mechanisms!
<b>UPHOLSTERY</b>	Stocked in Nusuede fabric	Available in graphite with coffee bean trim, and smoke with slate trim

## MEASUREMENTS

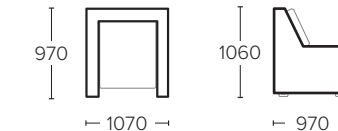
### 3 SEATER



### 2 SEATER



### RECLINER



Scan QR code to download  
this document (.PDF file)

